

STATE OF FLORIDA DEPARTMENT OF TRANSPORTATION
RAILROAD REIMBURSEMENT AGREEMENT
GRADE CROSSING TRAFFIC CONTROL DEVICES - COUNTY

725-090-28
RAIL
OGC - 08/11

FINANCIAL PROJECT NO.	ROAD NAME OR NUMBER	COUNTY NAME	PARCEL & R/W NUMBER	FAP NUMBER
42923315701	CR 108	NASSAU	6(74100-2101)	RHH-00S2-049J

THIS AGREEMENT, made and entered into this 27th day of March, 2012,
 by and between the STATE OF FLORIDA DEPARTMENT OF TRANSPORTATION, hereinafter called the
 DEPARTMENT, and CSX TRANSPORTATION, INC., a corporation of VIRGINIA,
 with its principal place of business in the City of JACKSONVILLE,
 County of DUVAL, State of FLORIDA,
 hereinafter called the COMPANY; and NASSAU COUNTY
 a political subdivision of the State of Florida, hereinafter called the COUNTY.

WITNESSETH:

WHEREAS, the DEPARTMENT is constructing, reconstructing or otherwise changing a portion of the Public
 Road System, designated by the DEPARTMENT as Financial Project Number 42923315701,
 on CR 108, which crosses at grade the right of way and
 tracks of the COMPANY'S Milepost A 613.97,
 FDOT/AAR Crossing Number 620733F, at or near HILLIARD, FLORIDA,
 as shown on DEPARTMENT'S Plan Sheet No. 1, attached hereto as a part hereof; and

WHEREAS, the work contemplated hereunder is subject to the provisions of the Federal Highway
 Administration Federal-Aid Policy Guide, 23 C.F.R. Subchapter B, Part 140, Subpart I, as amended, and Federal-Aid
 Policy Guide, 23 C.F.R. Subchapter G, Part 646, Subpart B, as amended, and DEPARTMENT'S Rule 14-57.011
 Florida Administrative Code, as amended; and

NOW, THEREFORE, in consideration of the mutual undertakings as herein set forth, the parties hereto
 agree as follows:

A. The COMPANY shall:

1. Install by its own forces, with supervision and approval of the DEPARTMENT, at an estimated cost of
 \$ 239,000.00, itemization of which is attached hereto, automatic railroad grade crossing traffic control
 devices hereinafter called "Devices", at said location, in accordance with (1) the attached detailed statement of the
 work, plans and specifications; (2) the DEPARTMENT'S Plans and Standards Index Number 17882; and (3)

Federal-Aid Policy Guides mentioned above, and Rule 14-57.011, all of which by reference are made a part hereof.

2. Provide protective services in accordance with U.S. Department of Transportation Manual on Uniform Traffic Control Devices during the performance of the work, as indicated in the attached plans and specifications, the cost of which is included in the attached cost estimate.

3. Render the DEPARTMENT a final bill, in accordance with applicable Federal or State regulations, within one hundred eighty (180) days from the completion date of the project, for all actual reimbursable identified charges including credits for salvage or betterments, if any, attributable to the project; and itemize all substantial charges in a form comparable to the charges contained in the cost estimate.

4. Operate and maintain said devices and perform any adjustment, relocation or replacement of said devices; the cost therefor shall be assumed or apportioned in accordance with Paragraph C. below.

B. The DEPARTMENT shall:

1. Promptly reimburse the COMPANY for all actual costs attributable to the project as detailed in this agreement, pursuant to Paragraph A.1., as billed by the COMPANY, pursuant to Paragraph A.3.

2. Payment shall be made only after receipt and approval of goods and services in accordance with Section 215.422(14), Florida Statutes.

C. The PARTIES agree:

1. That fifty percent (50%) of the cost for the operation and maintenance of the devices by the COMPANY shall be borne by the COUNTY and fifty percent (50%) shall be borne by the COMPANY, in accordance with the attached Schedule of Annual Cost of Automatic Highway Grade Crossing Traffic Control Devices, subject to future revision.

2. That the cost of any adjustment, relocation or replacement of said devices shall be assumed by the party initiating such action, unless otherwise provided for in this contract, existing contracts between the parties, or in existing contracts between one of the parties and third party. Unless otherwise agreed upon herein, the COUNTY agrees to insure that at the crossing the advance warning signs and railroad crossing pavement marking will conform to the MUTCD within 30 days of notification that the railroad signal improvements have been completed and that such signs and pavement markings will be continually maintained at an acceptable level.

~~3. The COMPANY covenants and agrees that it will indemnify and hold harmless the DEPARTMENT and all of the DEPARTMENT'S officers, agents, and employees from any claim, loss, damage, cost charge, or expense, arising out of any act, action, neglect, omission, or delay by the COMPANY during the performance of the contract, whether direct or indirect, and whether to any person or property to which the DEPARTMENT or said parties may be subject, except that neither the COMPANY nor any of its subcontractors will be liable under this section for damages arising out of injury or damage to persons or property directly caused or resulting from the sole negligence of the DEPARTMENT or any of its~~

~~officers, agents, or employees.~~

Received
JAN 19 2012
Lake City
Modal Development

JE

FDDT

DWS 1/17/12

CSY

[Signature]

CO

Received
MAR 02 2012
Lake City
Modal Development
[Signature]

4. That any provision contained in any existing contract relating to said crossing, whether between the parties hereto and/or third parties, shall be, and does, remain in full force and effect, except at otherwise provided herein.

5. That the cost of maintaining any additional or replacement signal equipment at the same location will be shared as provided under Paragraph C.1. above.

6. In accordance with Section 287.058, Florida Statutes, the following information is provided:

If this Contract involves units of deliverables, then such units must be received and accepted in writing by the Contract Manager prior to payments.

Bills for fees or other compensation for services or expenses shall be submitted in detail sufficient for a proper preaudit and postaudit thereof.

7. Bills for travel expenses specifically authorized in this Agreement shall be submitted and paid in accordance with DEPARTMENT Rule 14-57.011 "Public Railroad-Highway Grade Crossing Costs" and the Federal Administration Federal-Aid Policy Guide Subchapter B, Part 140, Subpart I "Reimbursement for Railroad Work."

8. In accordance with Section 215.422, Florida Statutes, the following information is provided:

Contractors providing goods and services to the Department should be aware of the following time frames. Upon receipt, the Department has five (5) working days to inspect and approve the goods and services, unless the Agreement specifies otherwise. The Department has 20 days to deliver a request for payment (voucher) to the Department of Financial Services. The 20 days are measured from the latter of the date the invoice is received or the goods or services are received, inspected and approved.

If a payment is not available within 40 days, a separate interest penalty at a rate as established pursuant to Section 215.422(3)(b), Florida Statutes, will be due and payable, in addition to the invoice amount, to the Contractor. Interest penalties of less than one (1) dollar will not be enforced unless the Contractor requests payment. Invoices which have to be returned to a Contractor because of Contractor preparation errors will result in a delay in the payment. The invoice payment requirements do not start until a properly completed invoice is provided to the Department.

A Vendor Ombudsman has been established within the Department of Financial Services. The duties of this individual include acting as an advocate for contractors/vendors who may be experiencing problems in obtaining timely payment(s) from a state agency. The Vendor Ombudsman may be contacted at (850) 413-5516.

9. Records of costs incurred under terms of this Agreement shall be maintained and made available upon request to the Department at all times during the period of this Agreement and for five years after final payment is made. Copies of these documents and records shall be furnished to the Department upon request. Records of costs incurred includes the Contractor's general accounting records and the project records, together with supporting documents and records, of the Contractor and all subcontractors performing work on the project, and all other records of the Contractor and subcontractors considered necessary by the Department for a proper audit of costs.

10. In accordance Section 287.133 (2)(a), Florida Statutes, the following provisions are included in this Agreement:

A person or affiliate who has been placed on the convicted vendor list following a conviction for a public entity crime may not submit a bid, proposal, or reply on a contract to provide any goods or services to a public entity; may not submit a bid, proposal, or reply on a contract with a public entity for the construction or repair of a public building or public work; may not submit bids, proposals, or replies on leases of real property to a public entity; may not be awarded or perform work as a contractor, supplier, subcontractor, or consultant under a contract with any public entity; and may not transact business with any public entity in excess of the threshold amount provided in s.287.017 for CATEGORY TWO for a period of 36 months following the date of being placed on the convicted vendor list.

11. In accordance with Section 287.134(2)(a), Florida Statutes, the following provisions are included in this agreement:

An entity or affiliate who has been placed on the discriminatory vendor list may not submit a bid, proposal, or reply on a contract to provide any goods or services to a public entity; may not submit a bid, proposal, or reply on a contract with a public entity for the construction or repair of a public building or public work; may not submit bids, proposals, or replies on leases of real property to a public entity; may not be awarded or perform work as a contractor, supplier, subcontractor, or consultant under a contract with any public entity; and may not transact business with any public entity.

12. The Department's obligation to pay under this contract is contingent upon an annual appropriation by the Florida Legislature, in accordance with Section 287.0582, Florida Statutes.

13. The State of Florida's performance and obligation to pay under this Agreement is contingent upon an annual appropriation by the Legislature. In the event this Agreement is in excess of \$25,000 and has a term for a period of more than one year, the provisions of Section 339.135(6)(a), Florida Statutes, are hereby incorporated:

The Department, during any fiscal year, shall not expend money, incur and liability, or enter into any contract which, by its terms involves the expenditure of money in excess of the amounts budgeted as available for expenditure during such fiscal year. Any contract, verbal or written, made in violation of this subsection is null and void, and no money may be paid on such contract. The Department shall require a statement from the Comptroller of the Department that funds are available prior to entering into any such contract or other binding commitment of funds. Nothing herein contained shall prevent the making of contracts for periods exceeding 1 year, but any contract so made shall be executory only for the value of the service to be rendered or agreed to be paid for in succeeding fiscal years; and this paragraph shall be incorporated verbatim in all contracts of the department which are for any amount in excess of 25,000 dollars and which have a term for a period of more than 1 year.

14. It is understood and agreed that this agreement shall not be binding until it has been authorized or ratified by a proper ordinance or resolution of the County Commission of the COUNTY of NASSAU, Florida, a certified copy of which ordinance or resolution is attached hereto and made a part hereof.

15. The Department reserves the right to unilaterally cancel this Agreement for refusal by the contractor to allow public access to all documents, papers, letters, or other material subject to the provisions of Chapter 119, Florida Statutes and made or received in conjunction with this Agreement.

16. COMPANY shall:

- 1. utilize the U.S. Department of Homeland Security's E-Verify system to verify the employment eligibility of all new employees hired by the COMPANY during the term of the contract; and
- 2. include an express requirement in any subcontract that subcontractors performing work or providing services pursuant to the state contract utilize the U.S. Department of Homeland Security's E-Verify system to verify the employment eligibility of all new employees hired by the subcontractor during the contract term.

17. This agreement supersedes the existing signal agreement dated 11/29/1950.

Received
JAN 19 2012
Lake City
Modal Development

IN WITNESS WHEREOF, the parties hereto have caused these presents to be executed by their duly authorized officers, the day and year first above written.

STATE OF FLORIDA
DEPARTMENT OF TRANSPORTATION

BY: *Greg Gwon* 3/27/2012
(TITLE: DISTRICT SECRETARY)

Received
MAR 02 2012
Lake City
Modal Development

CSX TRANSPORTATION, INC.

BY: *Dale W. Ophardt*
AS ITS: Dale W. Ophardt
Assistant Vice President Engineering

NASSAU COUNTY, FLORIDA

BY: *Stanley T. Johnson*
(TITLE: CHAIRMAN OF COUNTY COMMISSIONERS)

ESK
2/27/12
Ad
2/22/12

Legal Review
BY: *ET Mouch* 3/26/12
Attorney - DOT Date

Approved as to Funds Available
BY: *See Attached Enc* Dated 3/22/2012
Comptroller - DOT Date

Approved as to FHGP Requirements
BY: EXEMPT
FHWA Date

COUNTY RESOLUTION
GRADE CROSSING TRAFFIC CONTROL DEVICES AND FUTURE RESPONSIBILITY

FINANCIAL PROJECT NO.	ROAD NAME OR NUMBER	COUNTY NAME	PARCEL & R/W NUMBER	FAP NUMBER
42923315701	CR 108	NASSAU	6(74100-2101)	RHH-00S2-049J

A RESOLUTION AUTHORIZING EXECUTION OF A RAILROAD REIMBURSEMENT AGREEMENT FOR THE INSTALLATION OF GRADE CROSSING TRAFFIC CONTROL DEVICES, AND FUTURE MAINTENANCE AND ADJUSTMENT OF SAID DEVICES; PROVIDING FOR THE EXPENDITURE OF FUNDS; AND PROVIDING WHEN THIS RESOLUTION SHALL TAKE EFFECT.

RESOLUTION NO. 2012-10

ON MOTION OF Commissioner Holloway,
seconded by Commissioner Boatright, the following
RESOLUTION was adopted:

WHEREAS, the State of Florida Department of Transportation is constructing, reconstructing or otherwise changing a portion of the Public Road System, on CR 108, which shall call for the installation and maintenance of railroad grade crossing traffic control devices for railroad grade crossing over or near said highway; and

NOW, THEREFORE, BE IT RESOLVED BY THE COUNTY COMMISSION OF NASSAU COUNTY, FLORIDA;

That NASSAU County enter into a RAILROAD REIMBURSEMENT AGREEMENT with the State of Florida Department of Transportation and the CSX TRANSPORTATION, INC. Company for the installation and maintenance of certain grade crossing traffic control devices designated as Financial Number 42923315701 on CR 108 which crosses the right of way and tracks of the Company at FDOT/AAR Crossing No. 620733F located near HILLIARD, Florida; and

That the County assume it's share of the costs for future maintenance and adjustment of said grade crossing control devices as designated in the RAILROAD REIMBURSEMENT AGREEMENT; and

That the Chairman and Clerk of the Board of Commissioners be authorized to enter into such agreements with the State of Florida Department of Transportation and CSX TRANSPORTATION, INC. Company as herein described; and

That this RESOLUTION shall take effect immediately upon adoption.

INTRODUCED AND PASSED by the Board of County Commissioners of NASSAU County, Florida, in regular session this 27th day of February, 2012.

ATTEST:

[Signature]
Clerk of the Board of County Commissioners

(SEAL)

[Signature]
Chairman of the Board of County Commissioners

Received

MAR 02 2012

Lake City
Modal Development

A CERTIFIED TRUE COPY
John A. Crawford, Ex-Officio Clerk
by: Brenda K. Anville, D.C.
Clerk of the Board of County Comm.
Nassau County, Florida

[Handwritten initials]
2/27/12

Whitney, Donna

From: The job FI989HLR
Sent: Thursday, March 22, 2012 2:37 PM
To: Whitney, Donna
Subject: FUNDS APPROVAL/REVIEWED FOR CONTRACT AQL64

STATE OF FLORIDA DEPARTMENT OF TRANSPORTATION
FUNDS APPROVAL

Contract #AQL64 Contract Type: Method of Procurement:
Vendor Name: CSX TRANSPORTATI
Vendor ID: VF546000720002
Beginning date of this Agmt: 03/31/12
Ending date of this Agmt: 03/31/15

ORG-CODE *EO *OBJECT *AMOUNT *FIN PROJECT *FCT *CFDA
(FISCAL YEAR) *BUDGET ENTITY *CATEGORY/CAT YEAR
AMENDMENT ID *SEQ. *USER ASSIGNED ID *ENC LINE(6S)/STATUS

Action: LOA Funds have been: APPROVED

55	022020227	*PT	*790071	*	239000.00	*42923315701	*127	*
2012			*55100100			*088808/12		
W001			*00	*	AGR1	*0001/04		

TOTAL AMOUNT: *\$ 239,000.00 *

FUNDS APPROVED/REVIEWED FOR ROBIN M. NAITOVE, CPA, COMPTROLLER
DATE: 03/22/2012

Please provide us your feedback on the Contract Funds Management System.
A survey is available at the following link:
<http://cosharepoint.dot.state.fl.us/sites/OOC/FMO/CFM/default.aspx>
under the Surveys tab.

Thank you in advance for your time!

STATE OF FLORIDA DEPARTMENT OF TRANSPORTATION
RAILROAD GRADE CROSSING TRAFFIC CONTROL DEVICES

725-090-41
 RAIL
 OGC - 01/11

FINANCIAL PROJECT NO.	ROAD NAME OR NUMBER	COUNTY NAME	PARCEL & R/W NUMBER	FAP NUMBER
42923315701	CR 108	NASSAU	6(74100-2101)	RHH-00S2-049J

COMPANY NAME: CSX TRANSPORTATION, INC.

A. FDOT/AAR XING NO.: 620733F RR MILE POST TIE: A 613.97

B. TYPE SIGNALS PROPOSED III CLASS IV DOT INDEX: 17882

**SCHEDULE OF ANNUAL COST OF AUTOMATIC
 HIGHWAY GRADE CROSSING TRAFFIC CONTROL DEVICES**

Annual Maintenance Cost Exclusive of Installation


<u>CLASS</u>	<u>DESCRIPTION</u>	<u>COST*</u>
I	Flashing Signals - One Track	\$2,256.00
II	Flashing Signals - Multiple Tracks	\$2,985.00
III	Flashing Signals and Gates - One Track	\$3,402.00
IV	Flashing Signals and Gates - Multiple Tracks	\$4,272.00

AUTHORITY: FLORIDA ADMINISTRATIVE RULE 14-57.011
 Public Railroad-Highway Grade Crossing Costs

EFFECTIVE DATE: July 22, 1982

GENERAL AUTHORITY: 334.044, F.S.

SPECIFIC LAW IMPLEMENTED: 335.141, F.S.



*This schedule will become effective July 1, 2011 and will be reviewed every 5 years and revised as appropriate based on the Consumer Price Index for all Urban Consumers published by the U.S. Department of Labor.



STATE OF FLORIDA DEPARTMENT OF TRANSPORTATION
WORK DESCRIPTION
GRADE CROSSING TRAFFIC CONTROL DEVICES

725-090-09
 RAIL
 05/02

FINANCIAL PROJECT NO.	ROAD NAME OR NUMBER	COUNTY NAME	PARCEL & R/W NUMBER	FAP NUMBER
42923315701	CR 108	NASSAU	6(74100-2101)	RHH-00S2-049J


RAILROAD COMPANY

CSX TRANSPORTATION, INC.

- A. JOB DESCRIPTION & LOCATION: INSTALL FLASHING LIGHTS & GATES ON CR 108
- B. TYPE OF ROADWAY FACILITY: 2 LANES, UNDIVIDED
- C. FDOT/AAR XING NO.: 620733F RR MILE POST TIE: A 613.97
- D. TYPE CROSSING PROPOSED: III CLASS: IV DOT INDEX NO.: 17882
- E. STATUS AND PROPOSAL:

1. EXISTING DEVICES: (See Agreement dated 11/29/1950)
- a. None-New Crossing.
 - b. Crossbuck and Disk.
 - c. Flashing Signals with Disk.
 - d. Flashing Signals with Cantilever.
 - e. Flashing Signals with Gates.
 - f. Flashing Signals with Cantilever and Gates.

2. PROPOSED DEVICES: (Safety Index Rating 168)
- a. No revision required.
 - b. Crossbuck and Disk.
 - c. Flashing Signals and Disk.
 - d. Flashing Signals with Cantilever.
 - e. Flashing Signals with Gates.
 - f. Flashing Signals with Cantilever and Gates.
 - g. Relocate existing signal devices:
 - (1) (With-Without) addition of Gates.
 - (2) (With-Without) synchronization with highway traffic signals.
 - (3) (With-Without) constant warning time.



- F. COMMUNICATION AND/OR POWER LINE ADJUSTMENTS
- 1. N/A By Others (_____ Company.)
 - 2. By Railroad Company.

- G. AUTHORITY REQUESTED: (Draft attached: Yes No.)
- 1. Agreement (Third Party Participating NASSAU COUNTY)
 - 2. Supplemental Agreement No. _____
 - 3. Crossing Permit.
 - 4. Estimate for Change Order No. _____
 - 5. Letter of Authority.
 - 6. Letter of Confirmation (No Cost to Department).

H. OTHER REMARKS:

Negotiations to be completed by: APRIL, 2012

Signal installation target date: _____

Synchronization: (Draft attached Yes No.)

620733-F

CR 108

Hilliard

CSX Transportation

Install new flashing lights and gates with sidelights for Railroad Street, (2) PMD3 units, new signal house, cable, batteries, and meter pole.

Original Estimate	10% Contingency	Inflationary Factor 1.067 For FY 2012	Total Estimate(Rounded to nearest thousand)
\$214,810.00	\$21,481.00	\$2,292.02	\$239,000.00

GENERIC INSTALLATION ESTIMATE
GRADE CROSSING TRAFFIC CONTROL DEVICES

To: Florida Dept. of Transportation For: Type 3 , Class 4 Signals
 DOT Project No.: _____, New Installation Modification
 Location: Hilliard County: Nassau State: Florida
 Road Jurisdiction: _____, Road Name: CR-108
 FDOT/AAR Xing No.: 620733F RR MP: A - 613.97

I. Preliminary Engineering:	Company Forces <input type="checkbox"/>	Contract <input checked="" type="checkbox"/>	\$ 14,400
II. Construction Supervision:	Company Forces <input checked="" type="checkbox"/>	Contract <input type="checkbox"/>	\$ 12,200
III. Material:			
Highway Grade Crossing Signal Assembly			\$ 28,000
Control Equipment			\$ 45,000
Field Material			\$ 30,000
Material Transportation			\$ 2,000
Material Handling			\$ 5,500
Material Sales Tax			\$ 7,725
Total Material			\$ 118,225
IV. Equipment:			
Company Owned			\$ 900
Rental			\$ 9,100
Total Equipment			\$ 10,000
V. Labor:			
Direct Labor			\$ 45,000
Meals and Lodging			\$ 14,985
Total Labor			\$ 59,985
		Sub-Total	\$ 214,810
VI. Miscellaneous Items:			
<u>New Gates w/ sidelights</u>			\$ _____
<u>New House w/ PMD3 (2 units)</u>			\$ _____
_____			\$ _____
_____			\$ _____
VII. Total Estimated Cost: (8/16/10 By: Gary Carlee)			\$ 214,810
VIII. Submitted By: <u>CSX Transportation</u>			

This generic estimate shall not be used in negotiations or as an exhibit in construction and maintenance agreements which do not provide for billing of actual costs. This estimate is not valid for lump sum projects.

11/25/2011

Florida Department of Transportation
Federal Authorization Management System
Notice of Approved Modification
to Federal Project Agreement
from Federal Highway Administration

Federal Aid Project Number: **00S2 049**
Modification Number: **002**

State Project Number: **429235-1 57 01**

The Project Agreement for the above-referenced project entered into between the undersigned parties and executed by the Division Administrator on **08/16/2011** is hereby modified as follows:

Project Location: **DISTRICT TWO ANNUAL 2012 RAIL CROSSING SAFETY PROGRAM OF PROJECT.**
Character of proposed work: **Administration**

Dist.	Appr.	Urban/ With	Revised Total Cost	Revised Federal Share	Revised Federal Funds Under Agreement	Revised Advance Construction
02	LS4E		1,151,900.00	100.0%	1,151,900.00	0.00
02	LS4R		432,000.00	100.0%	432,000.00	0.00
02	LZ2E		44,982.00	100.0%	0.00	44,982.00

Department of Transportation

Available funds certified by: **BARBARA BORER**
Approval recommended by: **HEIDI LANGSTON**
Approved and Authorized by: **DAWN RUDOLPH**

Date: **11/15/2011**
Date: **11/15/2011**
Date: **11/16/2011**

Federal Highway Administration

Approval Recommended By: **BELINDA A. HEYS**
Approved and Authorized By: **HUSSEIN SHARIFPOUR**
Agreement Approved By: **HUSSEIN SHARIFPOUR**

Date: **11/16/2011**
Date: **11/25/2011**
Date: **11/25/2011**

State Remarks:

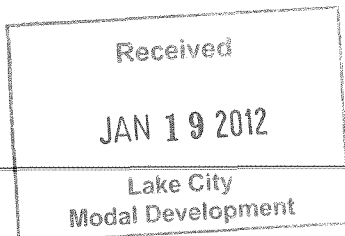

MODIFICATION TO INCREASE AUTHORIZATION TO ADD RAILROAD CROSSING #620751-D AND #620733-F AND TO AUTHORIZE INDIRECT; TOTAL +\$432,000.

Division Remarks

All other terms and conditions of the Project Agreement will remain in full force and effect.

This Notice of Approved Modification is not the official FHWA Project Agreement Modification for the project designated above. The official Project Agreement Modification must be printed from FHWA's Fiscal Management Information System (FMIS). The District Federal Aid Coordinator may obtain the Project Agreement at <https://fhwaapps.fhwa.dot.gov/>.

429225-1 Civic Club Drive/Jacksonville
429233-1 CR 108/Hilliard

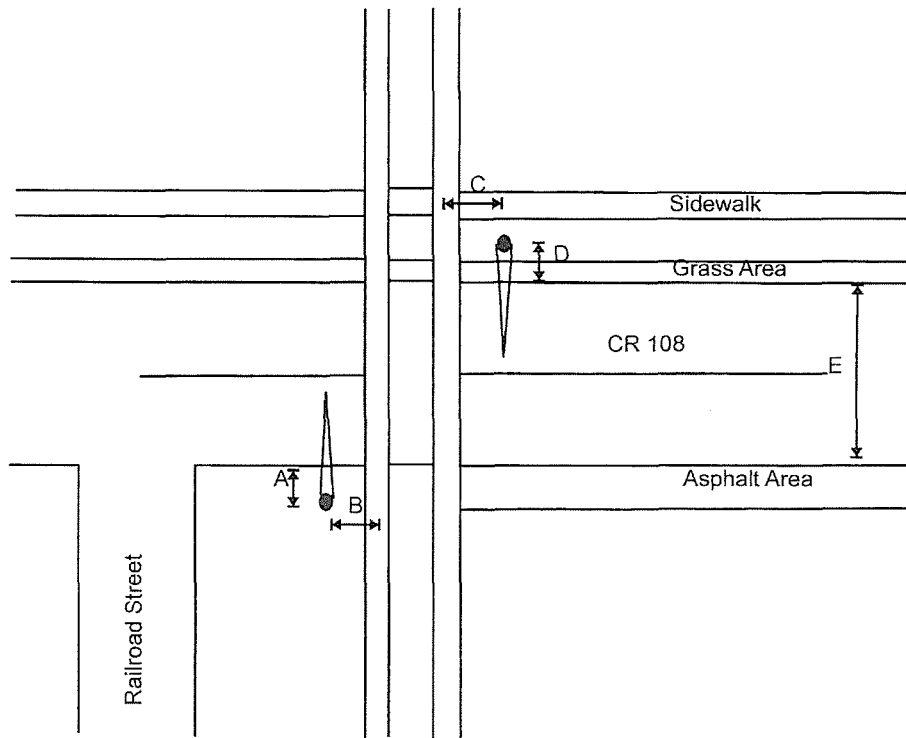


NOV 30 2011

A: 12'3"
B: 15'
C: 15'
D: 12'3"
E: 24'



FIN NO. 429233-1-57-01
HILLIARD, FLORIDA



EXISTING: (2)FLASHING LIGHTS AND GATES.

RECOMMENDATIONS: CSX TRANSPORTATION, INC. TO REMOVE FLASHING LIGHTS AND GATES IN BOTH QUADRANTS. REPLACE WITH ONE(1) FLASHING LIGHT AND GATE AND ONE(1) SET OF SIDE LIGHTS FACING RAILROAD STREET IN THE SW QUADRANT, ONE(1) FLASHING LIGHT AND GATE IN THE NE QUADRANT, RAILROAD SIGNAL CABINET, TWO(2) PMD3'S, CABLE, BATTERIES, AND METER SERVICE POLE.

NASSAU COUNTY TO INSTALL RAILROAD PAVEMENT MARKINGS, A SIDE STREET WARNING SIGN(W10-2) ON RAILROAD STREET AND SIDE STREET WARNING SIGNS(W10-2) ON RAILROAD STREET ON BOTH DIRECTIONS.

ALL IMPROVEMENTS TO BE MADE
IN ACCORDANCE WITH F.D.O.T.
STANDARD INDEX

DRAWING NOT TO SCALE

FLORIDA DEPARTMENT OF
TRANSPORTATION

CROSSING NO. 620733F
COMPANY: CSX TRANSPORTATION, INC.
TYPE III, CLASS IV
LOCATION: CR 108
DATE: 6/23/2010

Florida Department of Transportation

Project No. _____

Diagnostic Field Review Sheet

F.M. No. _____

Rail-Highway Grade Crossing

Data Sheet

Crossing No : 620733F

Priority No :168

County : NASSAU

City : HILLIARD

RDWY : CR 108

Classification/Location:

Last Updated: 12/13/2011 12:23:18 AM

R.R. Co. : CSX TRANSPORTATION

R.R. Branch. : A 301

Station. : 491153

R.R. Milepost. : 613.97

Latitude : 30.68989010

Longitude : 81.91973980

R.R Crossing Status : OPEN--TRACK ACTIVE

As of : 5/7/2009

Rail Operations :

Last Updated : 6/26/2002

Train Movements : 82

Max Speed : 79

Effective date : 6/26/2002

No. of main tracks : 2

Other tracks : 0

Warning devices :

Last Updated :

Existing warning : FLandG

Type of train detection : CONSTANT WARNING TIME

Preemption : NOT INTERCONNECTED

Advance warning : YES

Physical data :

Last updated : 12/7/2002

R.R Crossing angle : 60-90 DEG

Highway speed : 30

No. of Thru lanes : 2

Other lanes : 0

Crossing condition : GOOD

Approach condition : MODERATE

Maintaining agency : CITY

Department data :

Last updated : 5/7/2009

Traffic vol.(AADT) : 7733

As of : 2008

School bus count : 32

As of : 2011

Percent trucks :

Safety data :

Last updated 4/8/2011

Pred. accident/year : 0.047

Recommended warning device : FL & G

Safety index : 52.98

As of :4/8/2011

Description of Site/Installation conflicts :

Review team recommendations :

CSX Transportation, Inc. to install one(1) flashing light and gate and one(1) set of side lights facing Railroad Street in the SW Quadrant, one(1) flashing light and gate in the NE quadrant, railroad signal cabinet, two(2) PMD3's, cable, batteries, and meter service pole.

Date reviewed :

6/23/2010

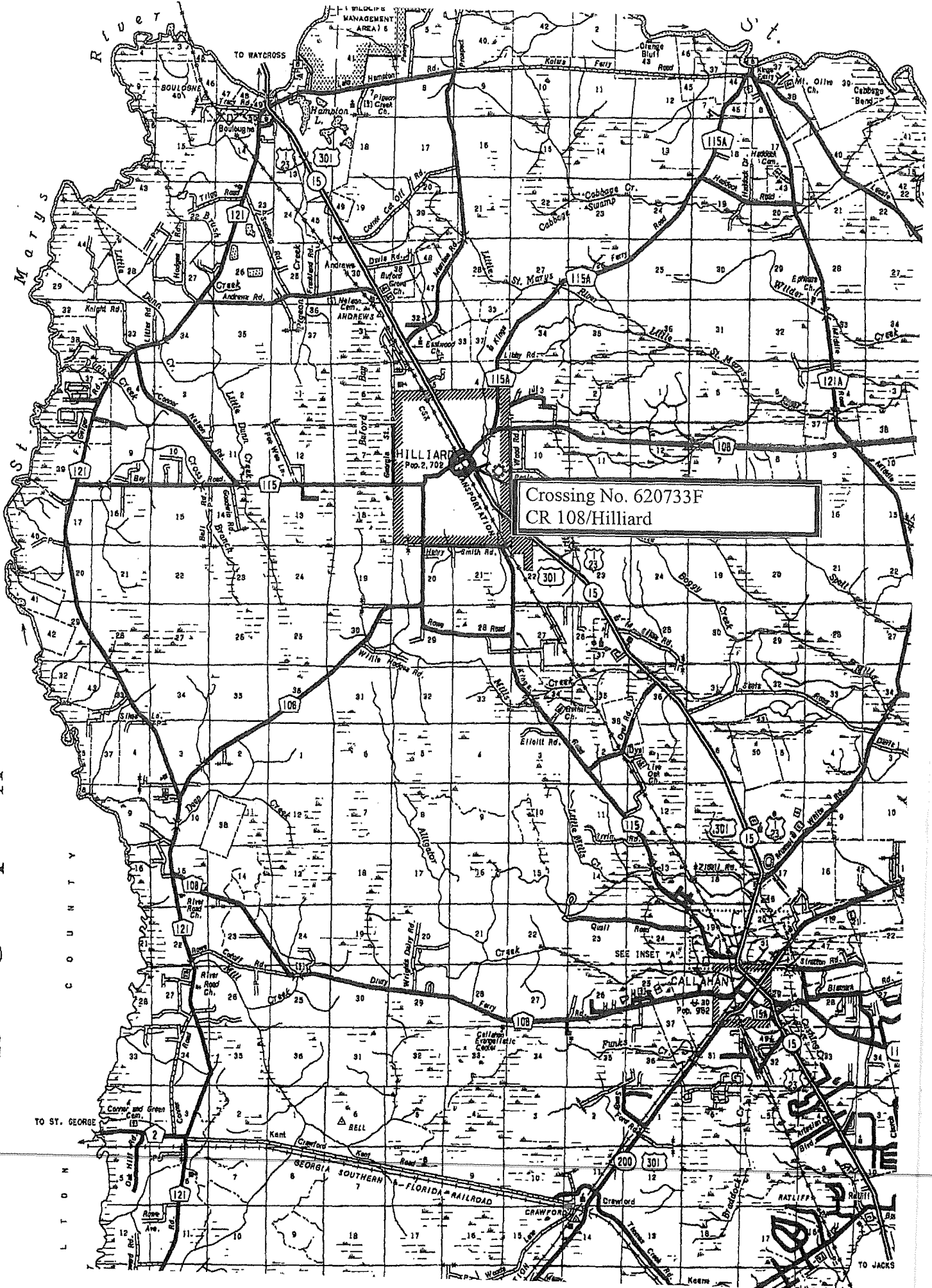
Review team personnel :

Karin Charron, FDOT Rail; Donna Whitney, FDOT Rail, Annette Lapkowski, FDOT Tallahassee; Scott Allbritton, FDOT Tallahassee; Henry Parrish, FDOT Signal Inspector; Scott Lent, FDOT Safety Office; Shane Whittiker, Nassau County; Danny Craig, CSX

E O R G I A

C O U N T Y

L T O N



Crossing No. 620733F
CR 108/Hilliard

HILLIARD
Pop. 2,702

CALLAHAN
Pop. 992

SEE INSET "A"

TO ST. GEORGE

GEORGIA SOUTHERN RAILROAD

FLORIDA RAILROAD

RATLIFF

TO JACKS

R F U E T

TO WAYCROSS

M A T Y S

S T

Corn and Green Co. (S)

Kant

Crawford

Kay

Road

BELL

Callahan Electric Co. (S)

Callahan

Callahan

Callahan

Callahan

Callahan

Callahan

Callahan

Callahan

Callahan

Callahan

Callahan

Callahan

Callahan

Road

Callahan

Callahan

Callahan

Callahan

Callahan

Callahan

Callahan

Callahan

Callahan

Callahan

Callahan

Callahan

Callahan

Callahan

Callahan

Callahan

Callahan

Callahan

Callahan

Callahan

Callahan

Callahan

Callahan

Callahan

Callahan

Road

Callahan

Callahan

Callahan

Callahan

Callahan

Callahan

Callahan

Callahan

Callahan

Callahan

Callahan

Callahan

Callahan

Callahan

Callahan

Callahan

Callahan

Callahan

Callahan

Callahan

Callahan

Callahan

Callahan

Callahan

Callahan

Road

Callahan

Callahan

Callahan

Callahan

Callahan

Callahan

Callahan

Callahan

Callahan

Callahan

Callahan

Callahan

Callahan

Callahan

Callahan

Callahan

Callahan

Callahan

Callahan

Callahan

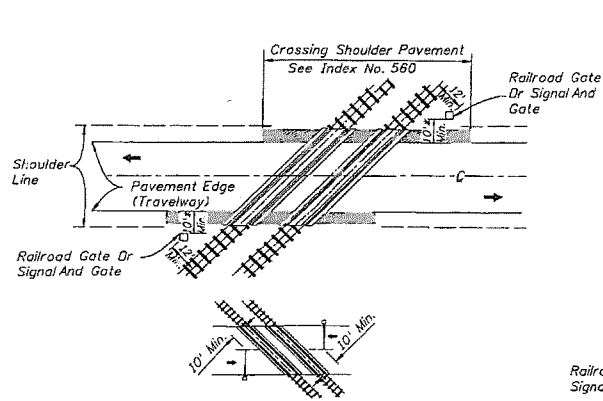
Callahan

Callahan

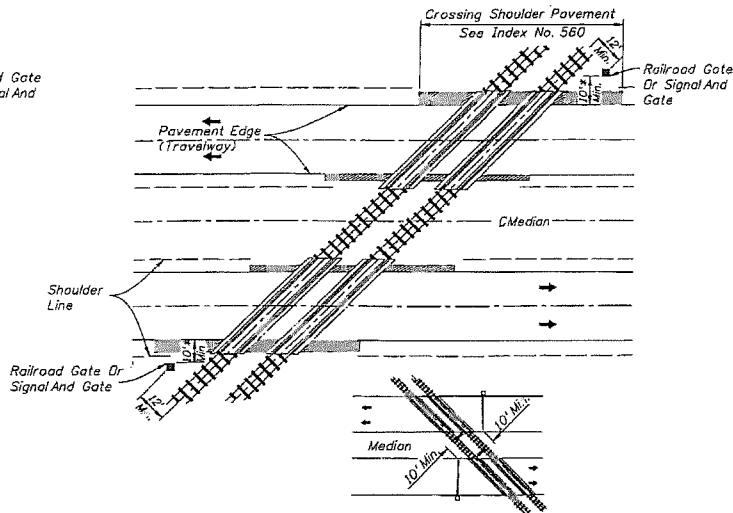
Callahan

Callahan

Callahan



SIGNAL PLACEMENT AT RAILROAD CROSSING
(2 - LANE DESIGN)



SIGNAL PLACEMENT AT RAILROAD CROSSING
(4 - LANE DESIGN)

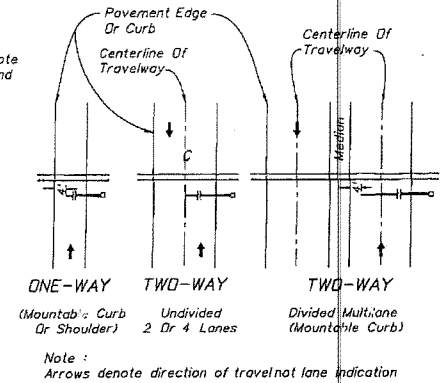
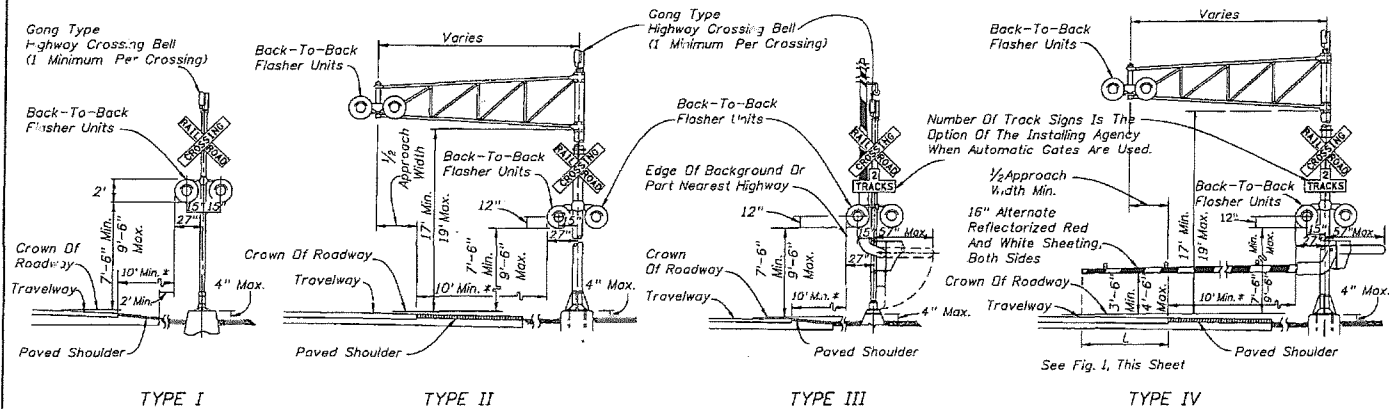


FIGURE 1
Gate Length Requirements
See Note 5 Sheet 3



General Notes

1. No guardrails proposed for signals; however, some form of impact attenuation device may be specified for certain locations.
2. Advance flasher to be installed when and if called for in plans or specifications.
3. Top of foundation shall be no higher than 4" above finished shoulder grade.
4. Type of traffic control device
 - I Flashing signals
 - II Flashing signals with cantilever
 - III Flashing signals with gate
 - IV Flashing signals with cantilever & gate
 - V Gate
5. Class of traffic control devices
 - I Flashing signals - one track
 - II Flashing signals - multiple tracks
 - III Flashing signals and gates - one track
 - IV Flashing signals and gates - multiple tracks

* When 10' is deemed impractical the control device can be located as close as 2' from the edge of a paved shoulder but not less than 6' from the edge of the near traffic lane.

Note:
Two separate foundations may be required (one for signals, one for gate), depending on type of equipment used.

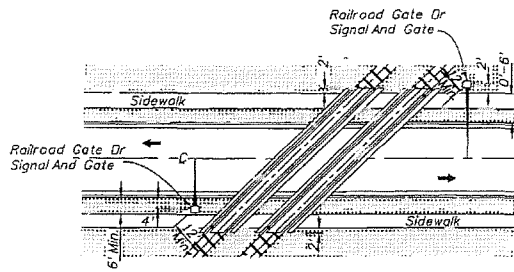


2008 FDOT Design Standards

RAILROAD GRADE CROSSING
TRAFFIC CONTROL DEVICES

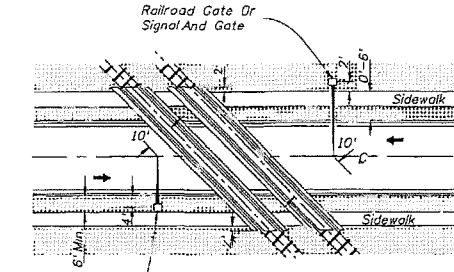
Last Revision 07/01/05 Sheet No. 1 of 4

Index No. 17882



ACUTE ANGLE (AND RIGHT ANGLE)

SIGNAL PLACEMENT AT RAILROAD CROSSING
(2 LANES, CURB & GUTTER)

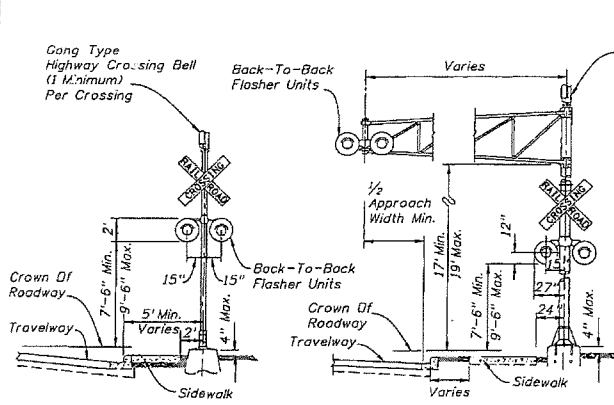


OBTUSE ANGLE

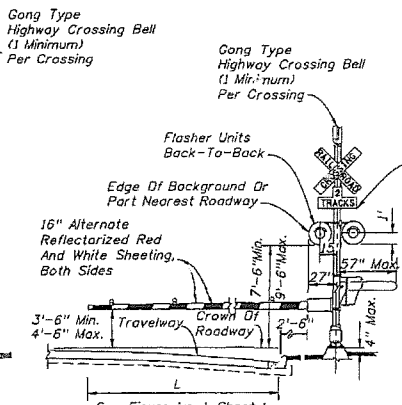
SIGNAL PLACEMENT AT RAILROAD CROSSING
(2 LANES, CURB & GUTTER)

GENERAL NOTES

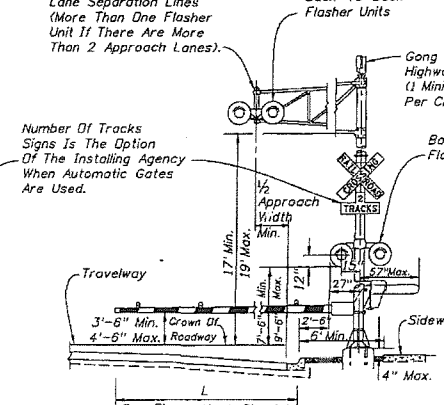
1. The location of flashing signals and stop lines shall be established based on future (or present) installation of gate with appropriate track clearances.
2. Where plans call for railroad traffic control devices to be installed in curbed medians, the minimum median width shall be 12'-6".
3. Location of railroad traffic control device is based on the distance available between face of curb & sidewalk. 0' to 6' - Locate device outside sidewalk. Over 6' - Locate device between face of curb and sidewalk.
4. Stop line to be perpendicular to edge of roadway, approx. 15' from nearest rail or 8' from and parallel to gate when present.



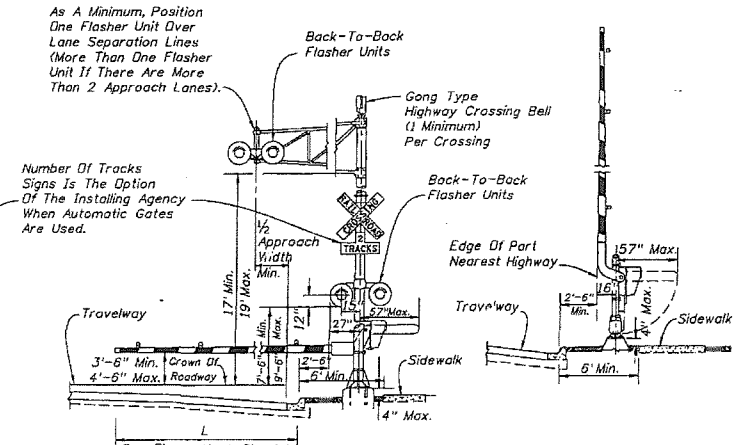
TYPE I



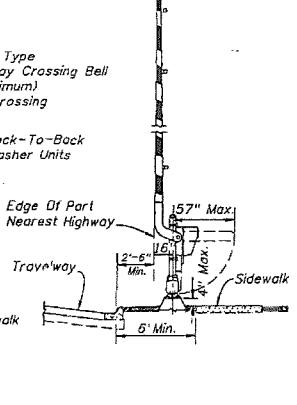
TYPE II



TYPE III



TYPE IV



TYPE V

As A Minimum, Position One Flasher Unit Over Lane Separation Lines (More Than One Flasher Unit If There Are More Than 2 Approach Lanes).

Number Of Tracks Signs Is The Option Of The Installing Agency When Automatic Gates Are Used.



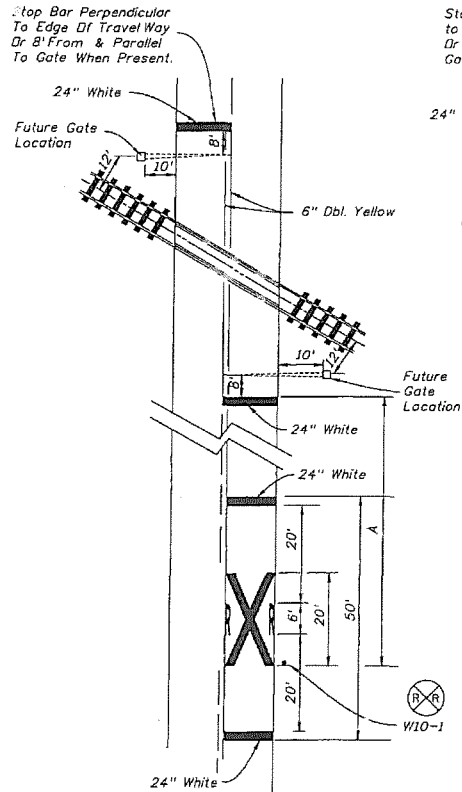
2008 FDOT Design Standards

RAILROAD GRADE CROSSING
TRAFFIC CONTROL DEVICES

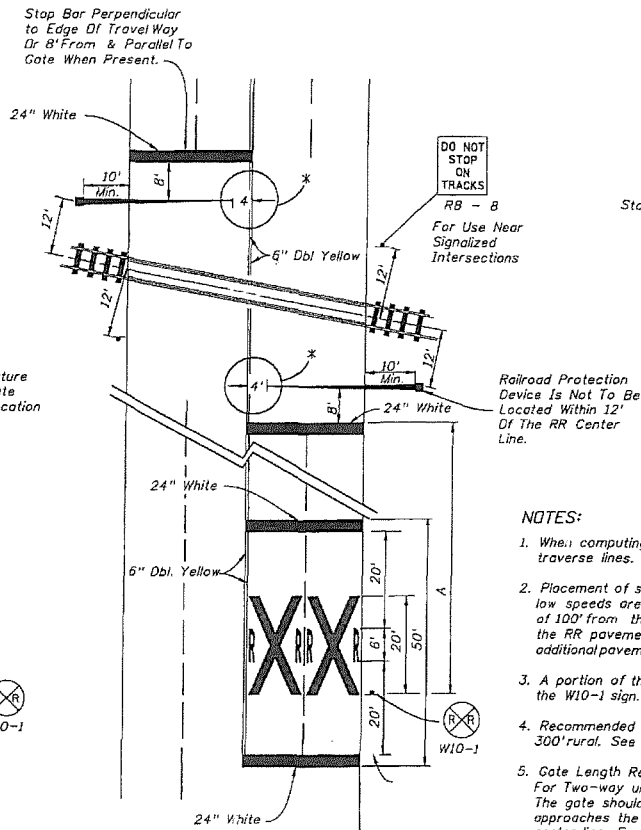
Last Revision 07/01/00 Sheet No. 2 of 4

Index No. 17882

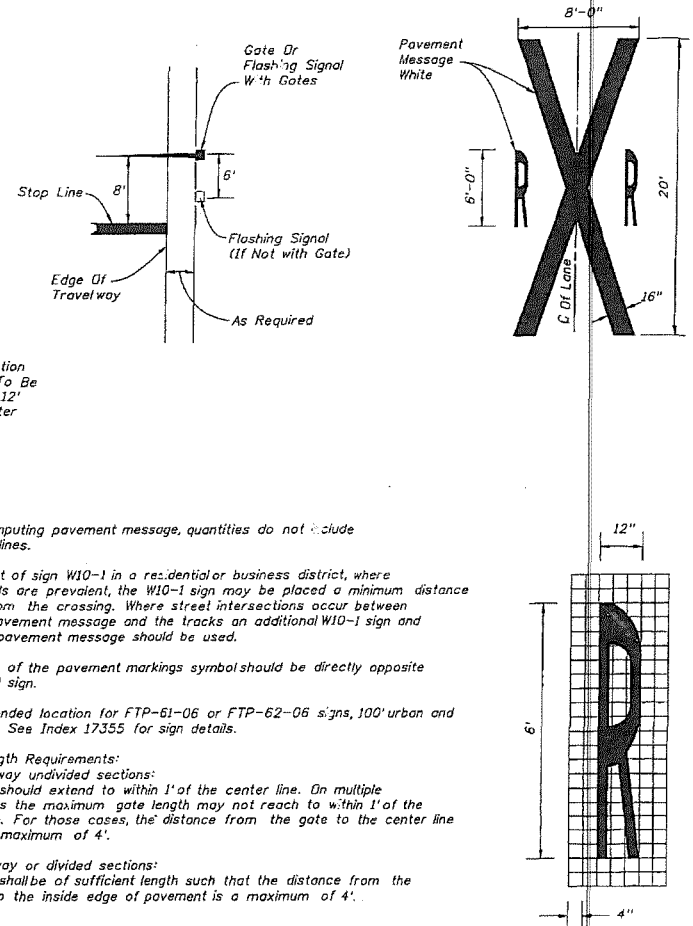
**RAILROAD CROSSING AT
TWO (2)-LANE ROADWAY**



**RAILROAD CROSSING AT
MULTILANE ROADWAY**



**RELATIVE LOCATION OF CROSSING TRAFFIC
CONTROL DEVICES**



NOTES:

1. When computing pavement message, quantities do not include traverse lines.
2. Placement of sign W10-1 in a residential or business district, where low speeds are prevalent, the W10-1 sign may be placed a minimum distance of 100' from the crossing. Where street intersections occur between the RR pavement message and the tracks an additional W10-1 sign and additional pavement message should be used.
3. A portion of the pavement markings symbol should be directly opposite the W10-1 sign.
4. Recommended location for FTP-61-06 or FTP-62-06 signs, 100' urban and 300' rural. See Index 17355 for sign details.
5. Gate Length Requirements:
For Two-way undivided sections:
The gate should extend to within 1' of the center line. On multiple approaches the maximum gate length may not reach to within 1' of the center line. For those cases, the distance from the gate to the center line shall be a maximum of 4'.

For one-way or divided sections:
The gate shall be of sufficient length such that the distance from the gate tip to the inside edge of pavement is a maximum of 4'.

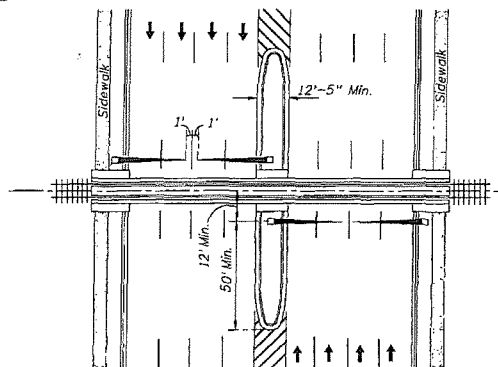
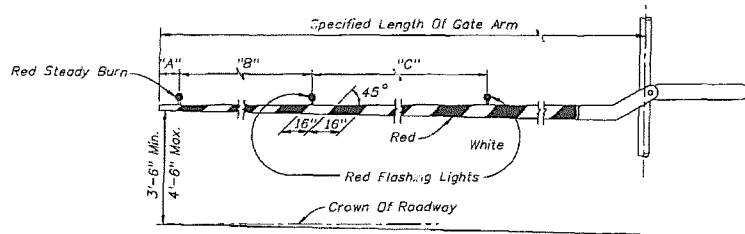
SPEED MPH	" A " IN FT.
60	400
55	325
50	250
45	175
40	125
35	100
URBAN	85 MIN.



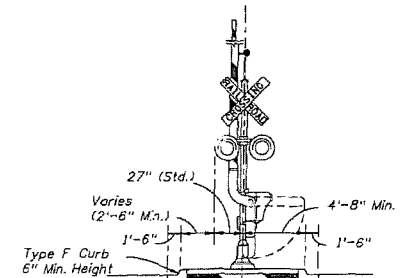
2008 FDOT Design Standards

**RAILROAD GRADE CROSSING
TRAFFIC CONTROL DEVICES**

Last Revision 07/10/07 Sheet No. 3 of 4
Index No. 17882



PLAN



MEDIAN SECTION AT SIGNAL GATES

NOTE:
For additional information see the "Manual On Uniform Traffic Control Devices", Part 8; The "Traffic Control Handbook", Part VIII; and AASHTO "A Policy On Geometric Design Of Streets And Highways".

RAILROAD GATE ARM LIGHT SPACING

Specified Length Of Gate Arm	Dimension "A"	Dimension "B"	Dimension "C"
14 Ft.	6"	36"	5'
15 Ft.	18"	36"	5'
16-17 Ft.	24"	36"	5'
18-19 Ft.	28"	41"	5'
20-23 Ft.	28"	4'	5'
24-28 Ft.	28"	5'	5'
29-31 Ft.	36"	6'	6'
32-34 Ft.	36"	7'	7'
35-37 Ft.	36"	9'	9'
38 And Over	36"	10'	10'

MEDIAN SIGNAL GATES FOR
MULTILANE UNDIVIDED URBAN SECTIONS

(THREE OR MORE DRIVING LANES IN ONE DIRECTION, 45 MPH OR LESS)



2008 FDOT Design Standards

RAILROAD GRADE CROSSING
TRAFFIC CONTROL DEVICES

Last Revision 07/01/07
Sheet No. 4 of 4
Index No. 17882